




Photo



Descriptions

This filter catches dead mites and their droppings, pollen and other allergens on the filter filament, then decomposes them with artificial enzymes.

(Artificial enzyme catalyst on the filament catches the allergens and helps the chemical reaction with oxygen and severs the S-S* bonds. *S=Sulfur atoms)

Applicable Models

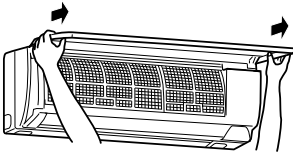
- MSZ-AP15VGK
- MSZ-AP20VGK

Specifications

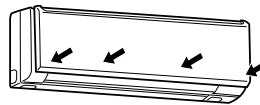
Color	Frame: White, Filter: Blue
Material	Frame: PP, Filter: Polyester, rayon
Weight	40 g

How to Use / How to Install

Replacement of the air cleaning filter



1. Lift the front panel until a "click" is heard.
2. (1) Remove the air filter.
(2) Remove the air cleaning filter.
(3) Install a new air cleaning filter.
(4) Install the air filter.
3. Close the front panel securely and press the positions indicated by the arrows.



Every 3 months:

- Remove dirt by a vacuum cleaner.

When dirt cannot be removed by vacuum cleaning:

- Soak the filter and its frame in lukewarm water before rinsing it.
- After washing, dry it well in shade.

Every year:

- Replace it with a new air cleaning filter for best performance.